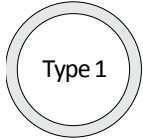


Post Selection Check Sheet

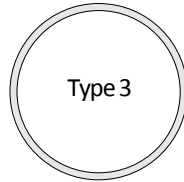
Domestic Product Line

For assistance contact Customer Service at 1-800-736-5256 or customerservice@impactrecovery.com

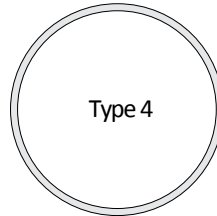
Post Type:



2.375" Multi-Purpose



3" Tuff Post®



4" Tuff Post®

Post Color:

- White ^(T1, T3, T4)
- Yellow ^(T1, T3, T4)
- Orange ^(T1, T3)
- Gray ^(T1)
- Black ^(T1)
- Red ^(T1)
- Green ^(T1)

Post Top:



Open Top



Black Cap



Short Squeeze



Long Squeeze

Height:

- 28"
- 36"
- 42"
- 48"

Sheeting Color:

- White
- Yellow
- Orange
- Green
- Red
- Blue

Sheeting Grade:

- Type V Super High Intensity
- Diamond Grade™

Sheeting Quantity:

- One (std. long squeeze)
- Two (std. tubular)
- Other: _____

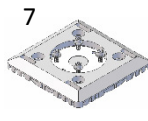
Base/Curb:




Tuff Curb®



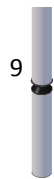
Tuff Curb® XLP™



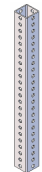
Surface Mount
Fixed Base



Surface Mount
Quick Release



Socket



Drivable



Recessed,
Snow-Plowable

Base Color:

- White⁵⁻⁹
- Yellow⁵⁻⁸
- Black⁷⁻⁸
- Green⁶
- Purple⁶
- Other: _____

Installation Materials:

- Multi-Purpose Sleeve Anchors
- Concrete Screw Anchors
- Two-Part Epoxy
- Super Bundy® Pads

Notes: