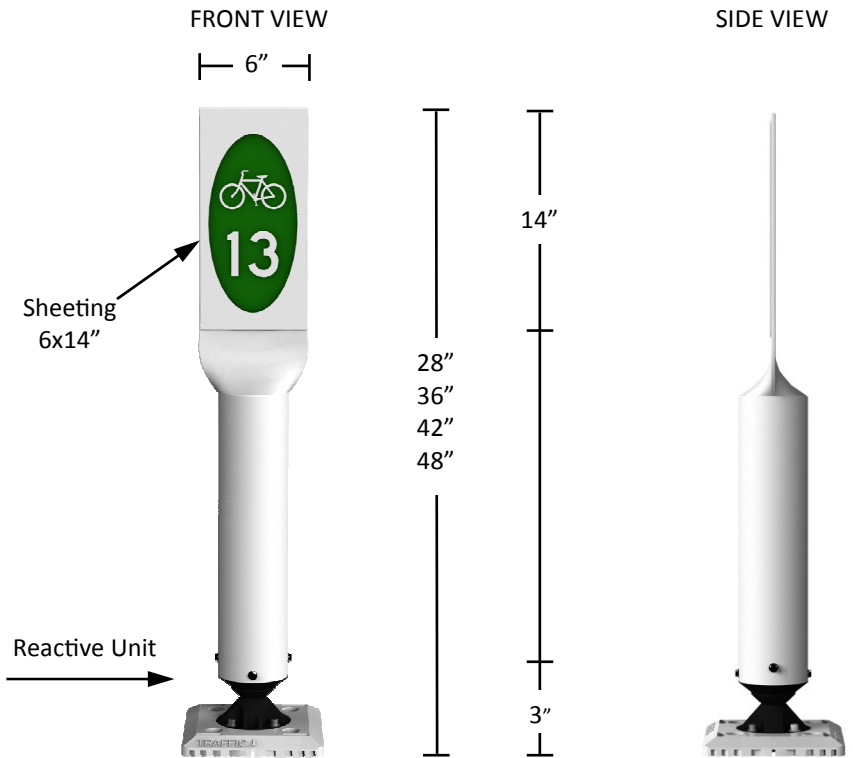



# Bike Lane Route Markers


Standard post lengths of 28", 36", 42" and 48". Posts available in white and yellow. Bases available in black, white, and yellow.

Sheeting available in Super High Intensity and Diamond Grade.




## BASE OPTIONS

This product can be used with the: Drivable Base; Surface Mount (Fixed or Quick Release); Snow-Plowable Base; Tuff Curb® and Tuff Curb® XLP™




Drivable Base




Tuff Curb®


Tuff Curb® XLP™



Surface Mount: Fixed Base



Surface Mount: Quick Release



Recessed, Low Profile Snow-Plowable Base

## SPECIFICATIONS

- Post is constructed of impact modified polypropylene plastic that is resistant to: ultraviolet light, ozone, and hydrocarbons.
- Unit has an anti-twist reactive spring assembly that gives when impacted then rebounds to upright.
- Federal Acceptance: WZ-2

## RECOMMENDED USES

- Use to identify bike routes
- In buffer zones between traffic or parking and bike lanes
- Place on-line, roadside, on curbs, or in buffer zones

